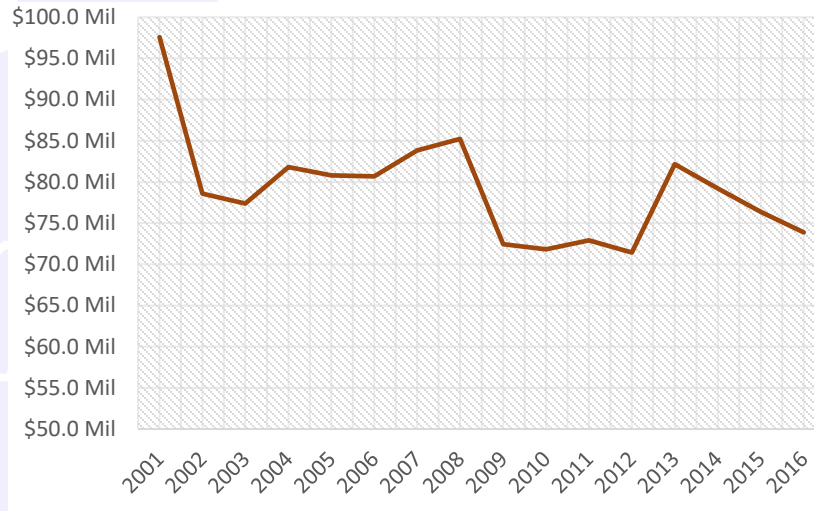
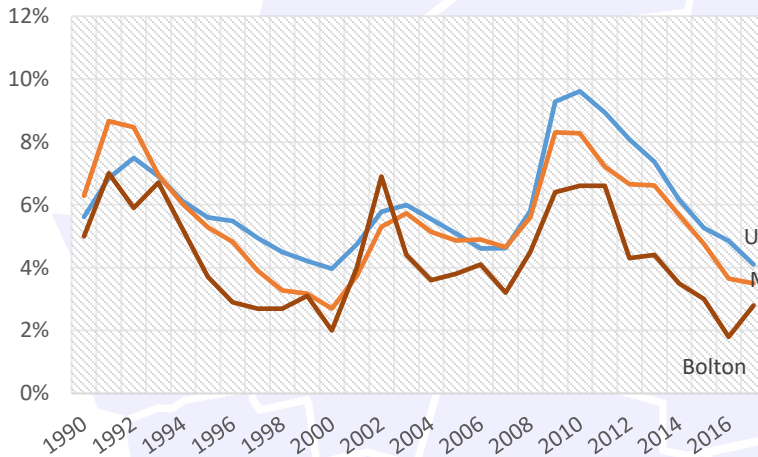


### Payroll

From Q2 2016 to Q2 2017, the payroll for all places of employment in Bolton was \$80,096,865.<sup>3</sup> Since our last report the payroll has increased over \$4 million, while the year to year trend has fluctuated.



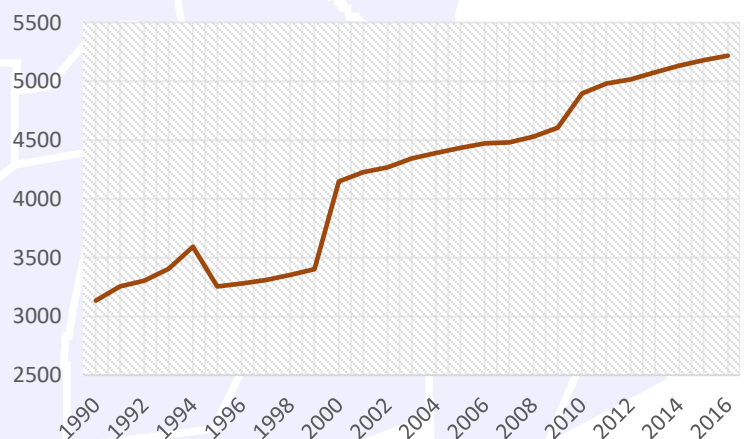
### Low Unemployment



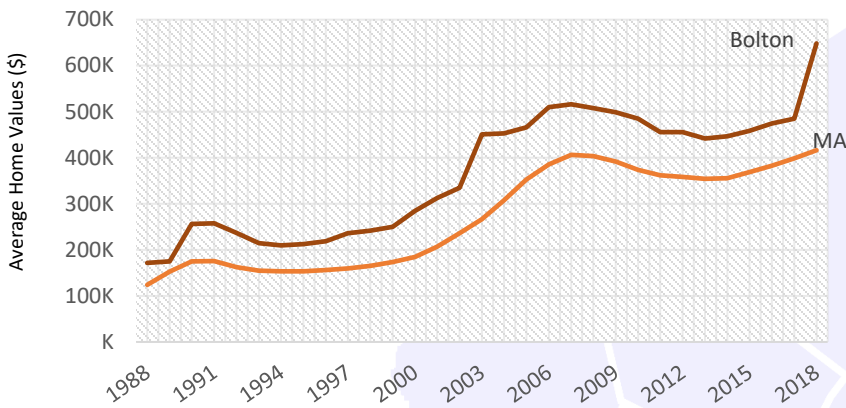
Beyond the year to year averages, in February 2018, the unemployment rate in Bolton was 2.8%. This is lower than the 495/MetroWest unemployment rate of 3.3%, and much lower than both the state unemployment rate of 4.0% and the national unemployment rate of 4.1%<sup>3</sup>

### Growing Population

The population of Bolton has been increasing steadily. In 2000, the population of Bolton was 4,148 this increased to 4,897 by 2010, and in 2016, the population of Bolton was estimated to be 5,218.<sup>5</sup>



## Rising Home Values



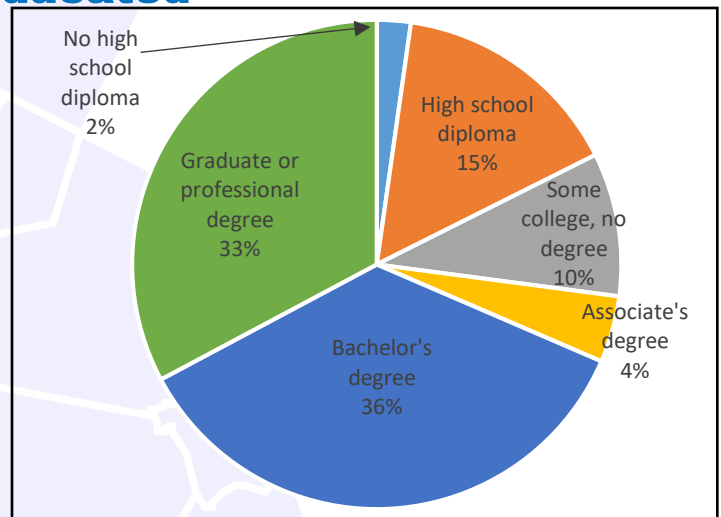
Berlin's Average Single Family Home value is 514,191 vs. M.A average 416,426

## Median Sale Price Snapshot

In March 2018, the median single family sales price in Bolton was \$648,275<sup>1</sup>. This is much higher than the state median sale price for 2018 which was \$354,000<sup>1</sup> and significantly higher than the national median for that month which was \$251,000<sup>1</sup>.

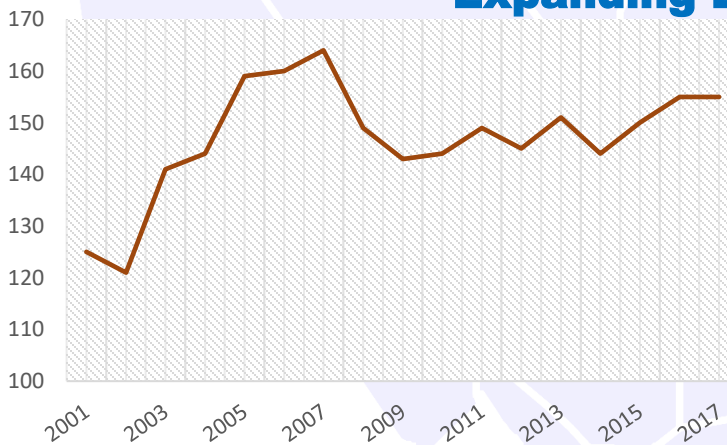
## Highly Educated

Bolton has a highly educated population compared to the state and to the nation with 69% of residents having a bachelor's degree or higher. During the same time 41.2% in Massachusetts had a bachelor's degree or higher, while only 30.3% in the U.S. had one.<sup>4</sup>



2012-2016 ACS (U.S. Census Bureau)

## Expanding Employers



The number of employers in Bolton has been slightly increasing. In Q2 2001, there were 125 employers in the town, and by Q2 2017 this number had increased to 155.<sup>3</sup>

Mass.gov Municipal Databank <http://www.mass.gov/dor/local-officials/municipal-databank-and-local-aid-unit/databank-reports-new.html> (Line graph municipal data)  
 1. The Warren Group <https://www.bankerandtradesman.com/real-estate-transactions/town-stats/> 2. Ycharts Average US Home Values [https://ycharts.com/indicators/sales\\_price\\_of\\_existing\\_homes](https://ycharts.com/indicators/sales_price_of_existing_homes) 3. Mass.gov Labor and Workforce Development <http://www.mass.gov/lwd/economic-data/> 4. US Census Bureau <https://www.census.gov/> 5. UMASS Donahue Institute <http://www.donahue.umassp.edu/news-events/institute-news/new-population-estimates-for-mass-released-interactive-map-available>