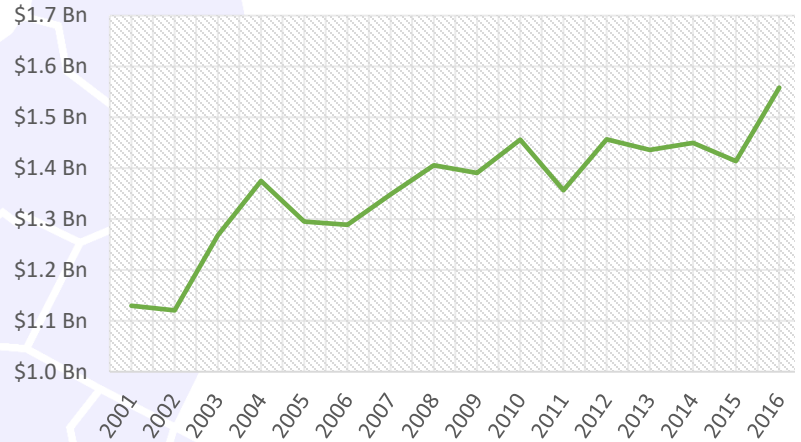
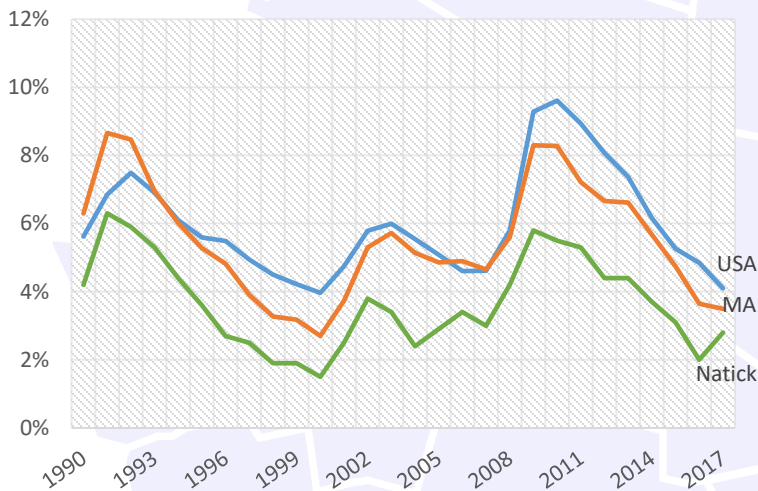


### Increasing Payroll

From Q2 2016 to Q2 2017, the payroll for all places of employment in Natick was \$1,550,727,120.<sup>3</sup> Since our last report the payroll has increased over \$36 million and continues a positive year to year trend.



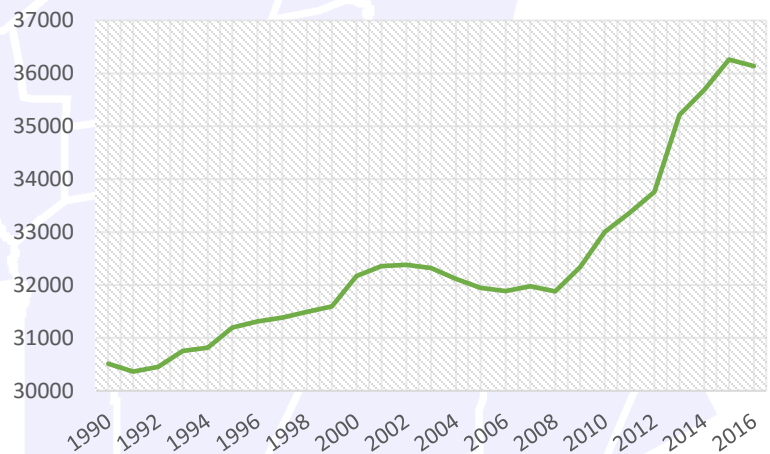
### Low Unemployment



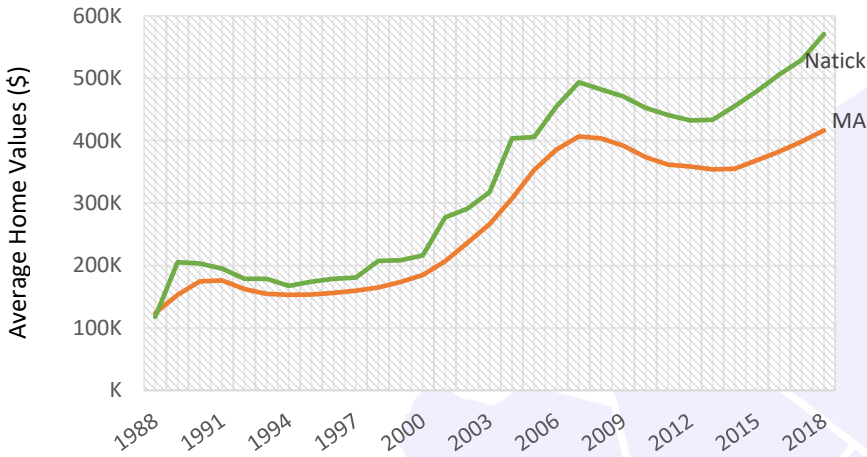
Beyond the year to year averages, in February 2018, the unemployment rate in Natick was 2.9%. This is lower than the 495/MetroWest regional unemployment rate, which was at 3.4%, but much lower in comparison to the state and national unemployment rates, which were at 4.0% and 4.1%.<sup>3</sup>

### Growing Population

The population of Natick has been steadily increasing. In 2000, the population of Natick was 32,170.<sup>5</sup> This increased to 33,076 in 2010 and by 2016 the population is estimated to be 36,137.<sup>5</sup>



## Rising Home Values



Natick average Home Value is \$570,732 vs. M.A average of \$416,426

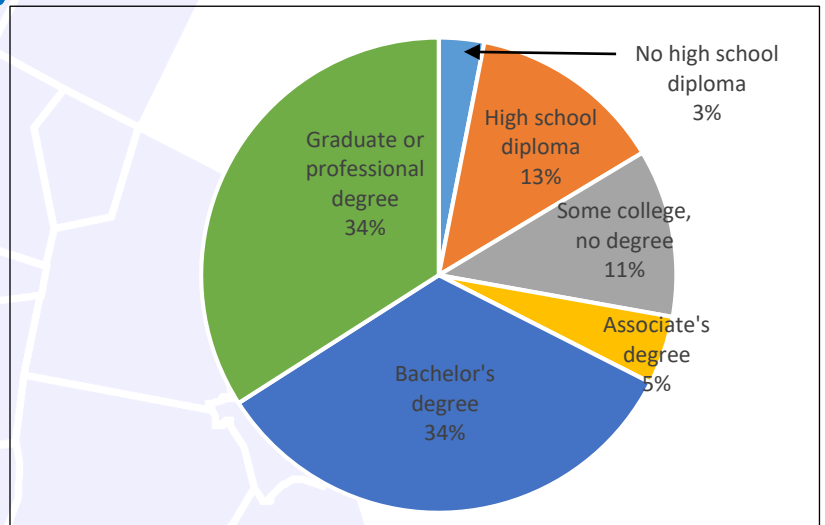
## Median Sales Price

### Snapshot

In March 2018, the median single family sales price in Natick was \$611,000.<sup>1</sup> This is higher than the state median sale price which was \$354,000<sup>1</sup>, and the national median which was \$251,500.<sup>2</sup>

## Highly Educated

Natick has a highly educated population compared to the state and to the nation with 68% of residents having a bachelor's degree or higher. During the same time 41.2% in Massachusetts had a bachelor's degree or higher, while only 30.3% in the U.S. had one.<sup>4</sup>



2012-2016 ACS (U.S. Census Bureau)

## Expanding Employers



The number of employers in Natick has been increasing steadily. In 2001, there were 1,445 employers in the town, and by Q2 2017 there were 1,538.<sup>3</sup>

Mass.gov Municipal Databank <http://www.mass.gov/dor/local-officials/municipal-databank-and-local-aid-unit/databank-reports-new.html> (Line graph municipal data)  
 1. The Warren Group <https://www.bankerandtradesman.com/real-estate-transactions/town-stats/> 2. Ycharts Average US Home Values [https://ycharts.com/indicators/sales\\_price\\_of\\_existing\\_homes](https://ycharts.com/indicators/sales_price_of_existing_homes) 3. Mass.gov Labor and Workforce Development <http://www.mass.gov/lwd/economic-data/> 4. US Census Bureau <https://www.census.gov/> 5. UMASS Donahue Institute <http://www.donahue.umassp.edu/news-events/institute-news/new-population-estimates-for-mass-released-interactive-map-available>