



## 495/METROWEST ON THE GO

### Town of Berlin Commuting Data

#### Where do Berlin's Workers Live?

##### TOP 10 POINTS OF ORIGIN (Number of Commuters)

1. Berlin.....24.3% (107)	6. Northborough.....3.6% (16)
2. Clinton.....14.7% (65)	7. Leominster.....2.7% (12)
3. Worcester.....6.1% (27)	8. Shrewsbury.....2.5% (11)
4. Hudson.....5.0% (22)	9. Fitchburg.....2.0% (9)
5. Boylston.....3.9% (17)	10. Hubbardston.....2.0% (9)

**Total Employed in Berlin: 441**

#### Where do Berlin's Residents Work?

##### TOP 10 DESTINATIONS (Number of Commuters)

1. Worcester.....7.1% (120)	6. Framingham.....4.4% (74)
2. Marlborough.....6.8% (115)	7. Northborough.....3.0% (51)
3. Boston.....6.3% (107)	8. Waltham.....2.3% (38)
4. Berlin.....6.3% (107)	9. Southborough.....2.3% (38)
5. Hudson.....5.6% (94)	10. Leominster.....2.1% (35)

**Total Commuting from Berlin: 1,687**

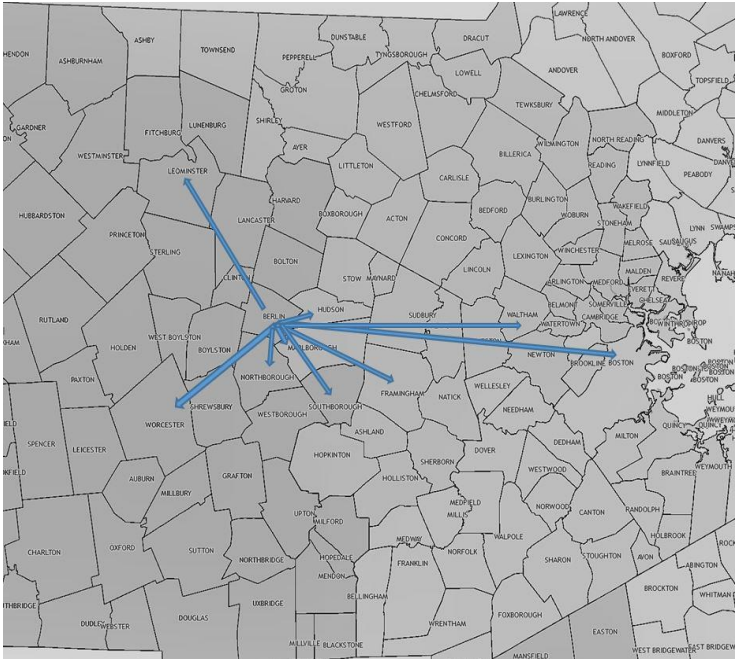
Linden Street



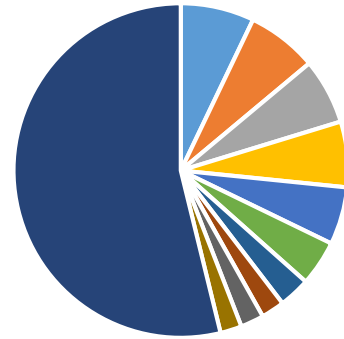
Data and Analysis conducted by the Public Policy Center at UMass Dartmouth for the 495/MetroWest Partnership in support of the 495/MW Suburban Edge Community Commission utilizing 2014 US Census Bureau Local Employment Dynamics. For more information on these data sets please visit <http://lehd.ces.census.gov/>

# 495/METROWEST ON THE GO

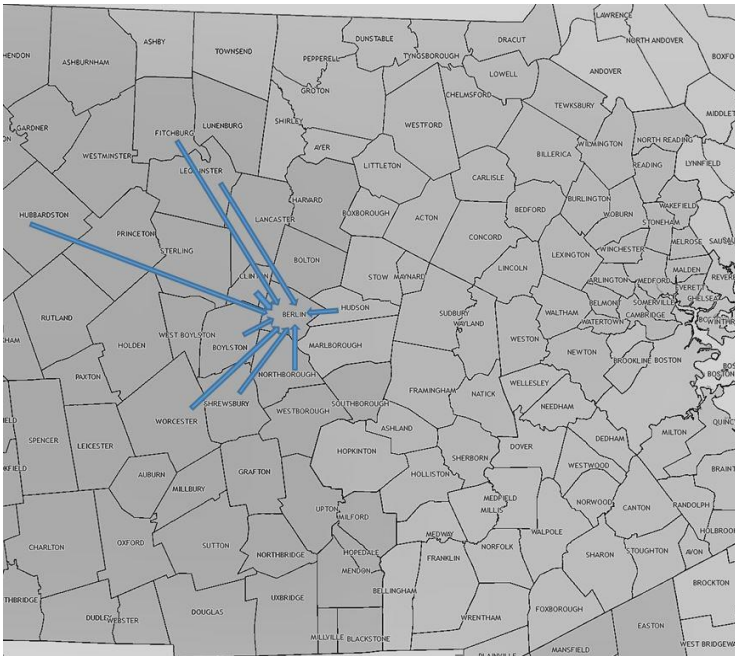
## Town of Berlin Commuting Data



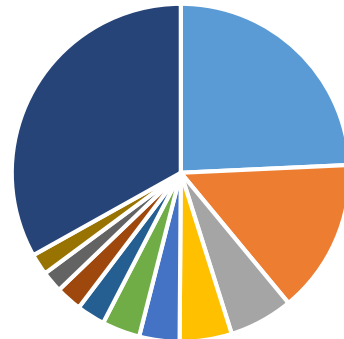
Where Berlin's Residents Work



- Worcester
- Marlborough
- Boston
- Berlin
- Hudson
- Framingham
- Northborough
- Waltham
- Southborough
- Leominster
- Other



Where do Berlin's Workers Live



- Berlin
- Clinton
- Worcester
- Hudson
- Boylston
- Northborough
- Leominster
- Shrewsbury
- Fitchburg
- Hubbardston
- Other