



495/METROWEST ON THE GO

Town of Hopedale Commuting Data

Where do Hopedale's Workers Live?

TOP 10 POINTS OF ORIGIN (Number of Commuters)

1. Hopedale.....12.2% (231)	6. Boston.....3.2% (61)
2. Milford.....9.5% (179)	7. Franklin.....2.9% (54)
3. Bellingham.....4.5% (86)	8. Blackstone.....2.9% (54)
4. Mendon.....4.1% (78)	9. Woonsocket, RI.....2.6% (49)
5. Uxbridge.....4.0% (76)	10. Northbridge.....2.5% (47)

Total Employed in Hopedale: 1,894

Where do Hopedale's Residents Work?

TOP 10 DESTINATIONS (Number of Commuters)

1. Milford.....13.0% (457)	6. Hopkinton.....3.0% (105)
2. Boston.....8.9% (315)	7. Marlborough.....2.8% (99)
3. Hopedale.....6.6% (231)	8. Westborough.....2.5% (89)
4. Framingham.....4.2% (147)	9. Natick.....2.0% (71)
5. Franklin.....3.6% (128)	10. Newton.....1.8% (62)

Total Commuting from Hopedale: 3,526

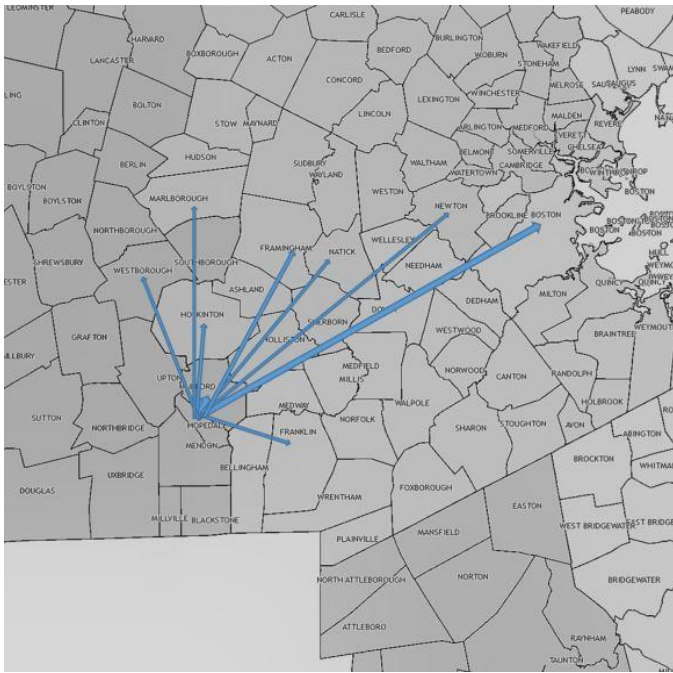
Little Red Shop near Draper Corp., Hopedale



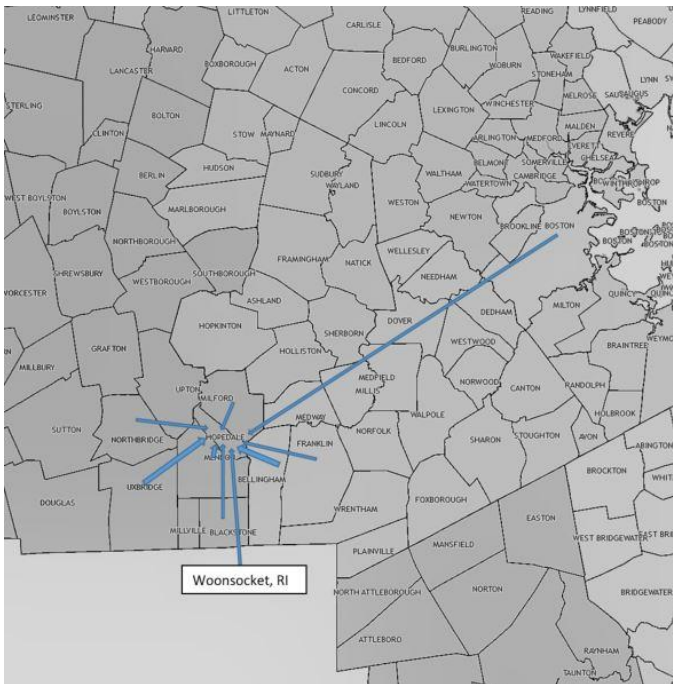
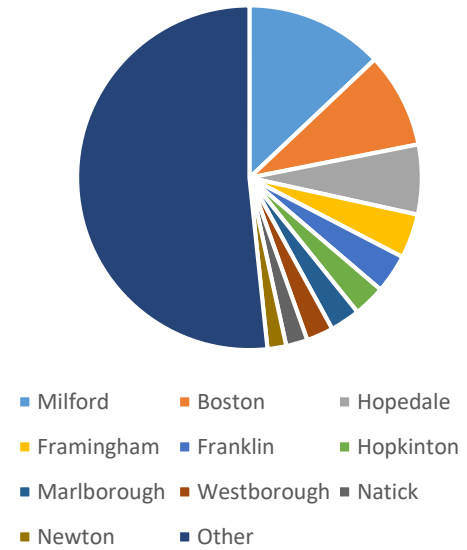
Data and Analysis conducted by the Public Policy Center at UMass Dartmouth for the 495/MetroWest Partnership in support of the 495/MW Suburban Edge Community Commission utilizing 2014 US Census Bureau Local Employment Dynamics. For more information on these data sets please visit <http://lehd.ces.census.gov/>

495/METROWEST ON THE GO

Town of Hopedale Commuting Data



Where Hopedale's Residents Work



Where Hopedale's Workers Live

