



## 495/METROWEST ON THE GO

### Town of Upton Commuting Data

#### Where do Upton's Workers Live?

##### TOP 10 POINTS OF ORIGIN (Number of Commuters)

1. Upton.....	21.8% (258)	6. Worcester.....	4.2% (50)
2. Milford.....	6.6% (78)	7. Grafton.....	4.0% (48)
3. Northbridge.....	5.1% (61)	8. Hopedale.....	3.0% (36)
4. Mendon.....	5.0% (59)	9. Hopkinton.....	2.4% (29)
5. Uxbridge.....	4.6% (54)	10. Bellingham.....	1.9% (22)

**Total Employed in Upton: 1,186**

#### Where do Upton's Residents Work?

##### TOP 10 DESTINATIONS (Number of Commuters)

1. Boston.....	10.1% (395)	6. Hopkinton.....	4.3% (169)
2. Upton.....	6.6% (258)	7. Westborough.....	4.2% (165)
3. Framingham.....	5.5% (216)	8. Marlborough.....	3.5% (137)
4. Milford.....	5.5% (213)	9. Waltham.....	2.4% (95)
5. Worcester.....	5.0% (194)	10. Cambridge.....	2.1% (81)

**Total Commuting from Upton: 3,903**

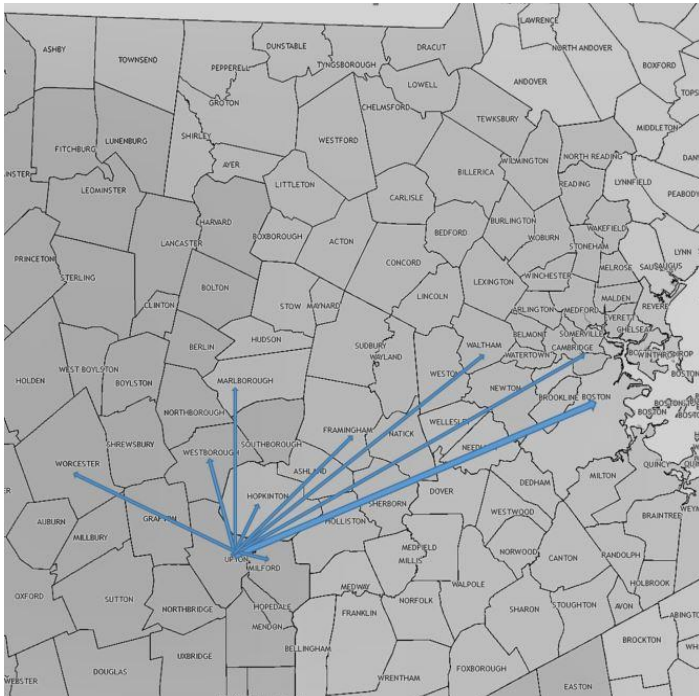
Fiske Mill Pond



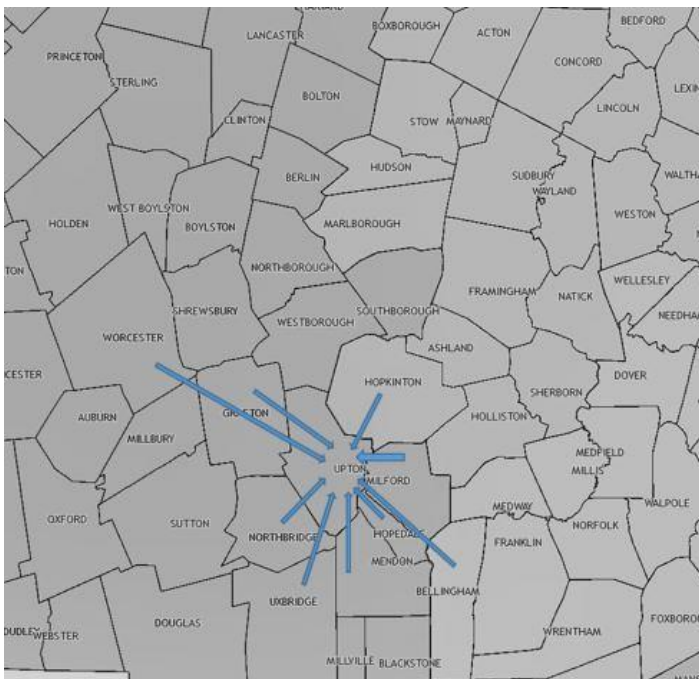
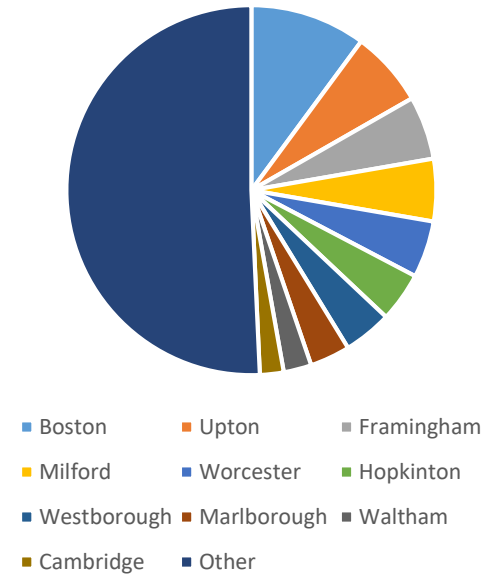
Data and Analysis conducted by the Public Policy Center at UMass Dartmouth for the 495/MetroWest Partnership in support of the 495/MW Suburban Edge Community Commission utilizing 2014 US Census Bureau Local Employment Dynamics. For more information on these data sets please visit <http://lehd.ces.census.gov/>

# 495/METROWEST ON THE GO

## Town of Upton Commuting Data



Where Upton's Residents Work



Where Upton's Workers Live

